

GOVERNMENT OF THE REPUBLIC OF VANUATU



Office of the Registrar of Cooperatives &
Business Development Services

ANNUAL REPORT 2017

"Empowering Co-operative Enterprise Growing Strong Together"

© Government of the Republic of Vanuatu

**Office of the Registrar of Cooperative &
Business Development Services**

Monfort Street

George Pompidou

PMB 9032

Port Vila

VANUATU

(678) 33390

www.cooperative.gov.vu

Facebook: Vanuatu cooperative Movement

Produced by ORCBDS, February 2017

Table of Contents

Lists of Acronyms	1
Acknowledgement	2
Director and Registrar's Report.....	3
Our Achievements of 2017	3
Malampa	3
Shefa	3
Sanma	4
Penama, Tafea and Torba	4
Our Challenges	4
Forward Plans	4
Overall Key Results in brief for the 2016 financial year	6
Strategic priorities for 2018.....	7
Compliance and Regulatory	7
Training and Communications.....	7
Business Support Services.....	7
Impressions from 2017.....	8
Key Performance Indicators	10
Number of Active Cooperatives.....	10
Type of Active Cooperative Societies	11
Employees and Memberships.....	11
Total Employment.....	12
Total of Membership.....	12
Financial Strengths of Audited Consumer Cooperatives	13
Active Savings and Loans Cooperative Societies	15
Number of Audited Cooperative Societies	17
Business Training.....	18
Comprehensive Awareness.....	19
Business Assisted.....	19
Support woman in business	19
Clients Visits & Call Reports.....	20
Direct Revenue	20
Total Expenditure January – December 2017	20
Reviving Tertiary and Secondary Cooperatives	21
Cooperative Projects	22
SPC (Shipping component)	22
Cyclone Pam Recovery (DFAT).....	22
Development of ORCBDS Management Information System (MIS)	22
Cooperative Picture Highlights for 2017.....	23

Lists of Acronyms

AFIC	APMA Financial Investment Centre
DFAT	Australian Department of Foreign Affairs and Trade
EU	European Union
FAO	Food and Agriculture Organization
GFG	Governance for Growth (Australia)
JICA	International Cooperation Agency (Japan)
ORCBDS	Office of the Registrar of Cooperative & Business Development Services
OXFAM	Oxford Committee for Famine Relief
SPC	South Pacific Communities
TVET	Technical and Vocational Education and Training
UNDP	United Nation Development Programme
UNICEF	United Nations International Children’s Emergency Fund
VRCS	Vanuatu Red Cross Society
VCBN	Vanuatu Cooperative Business Network
VCF	Vanuatu Cooperative Federation

Acknowledgement

It is with great pleasure that this office presents its 2017 Annual Report. This Report covers the collection and analysis of data related to ORCBDS rural business development program for 2017.

We take this opportunity to acknowledge the outstanding effort of all who contributed in a way for the collection and collating of data into a useful information report about the development and changes in Vanuatu Cooperative Movement. The major contributors of this annual report are;

- Government of Vanuatu
- Non-Government Organizations
- Cooperative Societies and their members
- Ni-Vanuatu business clients
- Government institutions
- And people of Vanuatu

Further, ORCBDS would sincerely like to acknowledge the Government of Vanuatu through the office of the Prime Minister for recognising the importance of revitalising the Cooperative movement as a vehicle for rural business development and economic self-reliance. Thank you for recognising the established vision and your support to take cooperative movement to another milestone and witnessing the changes through transitions to full cooperative enterprise system which we are yet working hard, and with limited resources to achieve. Let me assure you that we are really work hard to achieve what we both believed in.

Further acknowledgment goes to our Funding Agencies namely, TVET, DFAT, GFG, SPC, JICA, UNICEF, OXFAM, UNDP, FAO, EU, VRCS, Live & Learn, Save the Children, World Vision and others not mention here. Without your contributions, we won't be able to reach rural communities in far most remote areas. Thank you very much.

Finally, ORCBDS would like to acknowledge all the hard working officers for their timeless efforts that resulted in the completion of 2017 Annual Report that is now available to the people of the Republic of Vanuatu.

Director and Registrar's Report



Greetings to everyone,

It is my pleasure to present our 2017 Annual report which reflect our performance both as a department and as in provincial offices. This report covers works undertaken in January 2017 to December 2017. All our data has been collected through our financial and management cooperative audit, our call reports and other activities. Our data has been collected since 2009 and has been analysed to see the overall trends of cooperative movement. Overall, we have been at a steady in terms of cooperative numbers, their financial status, membership gain and coops contribution to the government and overall economy. These are some of our achievements for 2017.

Our Achievements of 2017

1. We have launch our new National Cooperative Policy 2017-2022 with its implementation strategies. Thank you to our donor support.
2. Our cooperative membership has increase to **14,438** with a total of 708,460,330 VT in Sales turnover. We estimated a government revenue through those retail cooperative not registered in VAT and paying VAT directly are **66,439,005 VT**.(Estimated VAT returns (1.25= cost /9) at 66,439,005 VT as Gov. revenue collected through Customs and Inland Revenue)
3. **54%** of Coops were audited with profits of **68,559,453VT** and **VT 34,771,369** Shared among Members as their Annual Dividend.
4. Total Savings in Cooperative savings and Loan is **VT109,173,192** and loan disbursed from these savings is **VT 75,304,016**

Malampa

1. In Malampa we have over 5,000 Members with their turnover of **VT 331,771,805** and Profits of **VT 22,900,960**. This is from 89 coops Audited out of 94 Active coops from 2017. In 2017 we recorded 94 Active Coops. Dividend shared among members is **VT 14,214,050** and that includes cooperative savings and loan societies.
2. With Cooperative Savings and Loan societies, we recorded a total saving of **VT 51,762,969**. Loan given out to members was **VT 31,034,963**, purposely for individual small business, school fee, rebuilding etc...
3. We have star stories where cooperatives are diversifying into other business mostly in fishing sector through collaborations with fisheries department and SPC/kfw projects and DFAT.

Shefa

1. Our Shefa team audited Coops 24 coops with **129,471,527** VT turnover and **8,152,941** VT in profits and dividend shared is VT 4,312,134.
2. Total savings recorded at VT 5,460,740 and Loans given out to members 14,022,443 VT.

Sanma

1. Sanma has over 3,500 Member with 110 cooperatives. They have audited 59 coops with a financial record of **141,532,365 VT** turnover and **28,224,461 VT** in profits. Dividend shared among members was 9,245,908 VT from 35,303,567 savings with loans given out at **13,333,010 VT**.
2. One of our star cooperative savings and loan in West Coast has a financial record of over **4, 200,000 VT** member's savings. Another in savings and Loan societies in South Santo has over **3,800,000 VT** in members' savings. These cooperatives are into value adding of small products that are seen on Luganville markets and shops.

Penama, Tafea and Torba

In 2018, we continue to focus on these provinces as they have experience a huge downfall in cooperative business. They were once our leading provinces with successful cooperatives especially Tafea and Penama. Due to natural disasters, limited resources, and unforeseen circumstances causing a downfall.

However, through our audited reports we recorded over 12,700,000 of savings in Penama, Tafea and Torba from over 3,600 members.

Our Challenges

- 2017 was yet another challenging year for us especially with the limited resources to provide our usual business support services to our cooperative clients especially in audit and training.
- Lack of Capacity to diversify and getting cooperative businesses to be more into Cooperative Enterprise System has always been a great challenge.
- We need to improve our cooperative training materials to meet our stakeholder's expectations as there are changing needs and increasing demand.
- Creating a unified financial systems for different sector or types of cooperatives and if an affordable Micro-Insurance program to support cooperatives when they face disasters.
- HR issues and strengthening our compliance unit to deal with all cooperative issues

Forward Plans

Despite all these challenges, our key priorities has always been on sight and that is to

- Implement our National Cooperatives Policy 2017-2022
- Review and prepare the MSMEs bill to go through parliament
- Thorough review of Cooperative Act and aligning it to our NCP.
- Establishing solid Agriculture Cooperatives
- Our compliance programs to address outstanding cooperative issues
- Continue the revival of Vanuatu Cooperative Federation (VCF) now Vanuatu Cooperative Business Network (VCBN)
- Revive Secondary Cooperatives in the provinces.

- Ensure MIS rollout effectively
- Audit Preparation
- Implement projects based on agreements.
- Start drafting legislations of financial cooperatives.
- Roll out a new cooperative branding and branding program

We have in hand our new policy and its implementation strategies which will be our guide in implementing our overall plans. Even though challenges will be faced, we will work very closely with other government agencies that are serving same interest in empowering our communities to participate in our economy. I will ensure that the office I lead must ensure uphold the principles of best practise in providing services to our communities and guarantee that the visibility of cooperative enterprise must be felt and seen in the outmost parts of Vanuatu.

Thank you


Ridley M. Joseph
Director and Registrar of FORCBDS



Overall Key Results in brief for the 2016 financial year

Financial Activity

	FY16	FY17
Active Coops	387	342
Audited	187	212
Annual Turnover	804,647,416	708,460,330
In-direct Revenue (VAT)	71,524,214	66,439,05
Direct Revenue	2,674,140	2,340,350
Profits	130,364,011	68,559,453
Dividend Shared from Coops (Consumer & S&L)	39,456,547	34,771,369
Dividend shared from S&L only	10,634,872	4,026,218
Total Savings from S&L	278,160,869	109,173,192
Loans Disbursed	334,405,784	75,304,016
Coop Membership	15,537	14,438
Coop Employment	587	566
Carry Out Business Trainings	47	47
Women employed as managers	219	153
Number of woman into assisted into entrepreneurs	118	519
Number of Cooperatives revived	4	7

Strategic priorities for 2018

ORCBDS has in place its yearly work plan on these strategic priority areas to support its National Cooperative Policy 2017-2022

Compliance and Regulatory

- ✓ Establish a National Cooperative Leadership and Management Council (NCLMC)
- ✓ Reorganization and Restructuring of ORCBDS
- ✓ Submission of Small Business Bill to Council of Ministers

Training and Communications

- ✓ Arrange study tours for our top cooperative clients
- ✓ Development and delivery of an innovative and targeted human resources and Capacity building
- ✓ Roll out a new cooperative branding marketing and branding program
(Rebranding and Modernizing Cooperatives)

Business Support Services

- ✓ Engaging 6 Lead Cooperatives to work with Vanuatu Cooperative Business Network and be shareholders
- ✓ Carry out an effective and efficient business development through Business Support Services

Impressions from 2017

Never too old to learn



Rebuilding Cooks Barrack Coop through DFAT Pam Recovery

Vovco Cooperative at Central For further information, contact phone number: +678 572283 or email malekula.oil@gmail.com. "Great for Cooking & Your Skin".



Emae Coop youths making good use of Solar eskies/SPC/kfw to



Participants using off cut log for discussions – Eager to learn



Display Cabinets for Port Vila fish Market



Cooperative Giving back to members



Bulvanua Cooperative Handy craft shows off their local product



New Cooperatives Registered



Shipment of Eskies for Cooperatives in the Island/SPC kfw



Empowering youths in Cooperatives

Key Performance Indicators

Number of Active Cooperatives

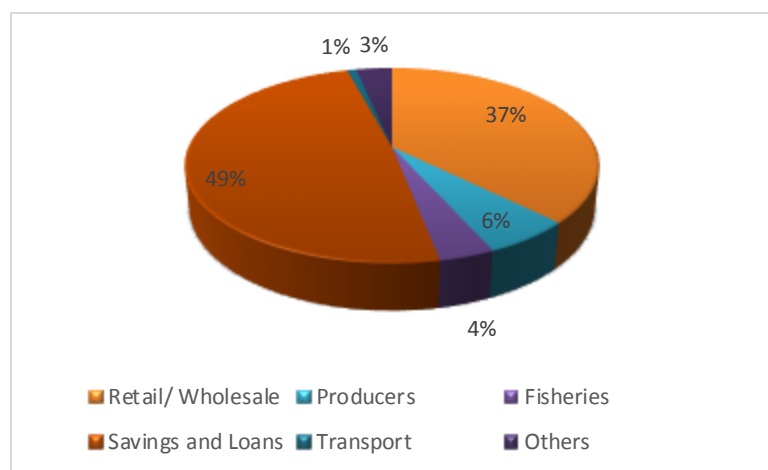
Province	<i>Active Cooperative Societies in Vanuatu for the past 7 years</i>						
	2011	2012	2013	2014	2015	2016	2017
Tafea	79	84	72	78	15	20	20
Shefa	39	52	69	74	71	100	62
Malampa	84	91	94	104	99	101	94
Penama	54	62	40	41	34	45	26
Sanma	49	93	130	110	104	110	126
Torba	11	11	16	17	17	17	14
Total	316	393	421	424	340	393	342

The overall number of cooperatives has decrease compared to 2016. To be more precise, the annual growth rate over the last 8 years is 6.4%. The trend over the 7 years period showed that only stronger cooperatives are surviving over this staggering business environment. This is also taken positively by the office to focusing more on stronger cooperatives with large membership base. Sanma and Malampa has been on a steady growth over these years



Type of Active Cooperative Societies

Types	Tafea	Shefa	Malampa	Penama	Sanma	Torba	Total
Retail	6	28	40	10	43	6	133
Producers	3	4	9	1	4	0	21
Fisheries	3	0	0	4	3	3	13
Savings & Loans	5	26	42	23	74	4	174
Transport	0	1	0	0	1	1	3
Others	3	3	4	1	1	0	12
Total	20	62	94	39	126	14	356



The chart shows the composition of cooperative by sector, and data indicated that cooperative savings and loans comprised of 49% and 37% to retails sector. Other sectors make up a significant composition of the whole cooperative business in

Vanuatu. Even though these registered societies are based on these sectors, a significant number of cooperatives are also involved in other business sector such as fuel, transport, copra etc.... In 2017, 22 cooperatives were diversified to other business such as goods trading, fishing, fuel, local produce & marketing etc....

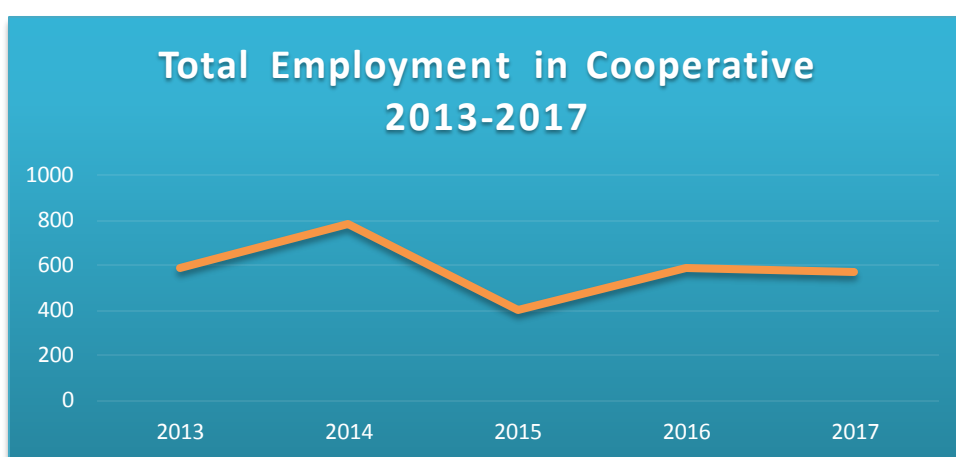
Plans are currently in place to establish more producer coops and fishing Coops in rural areas to support government priorities in productive sector. ORCBDS has currently revived Vanuatu Business Network (VCBN) formal, Vanuatu Cooperative Federation with the intention to promote producer or fishing cooperatives through VCBN network.

Employees and Memberships

	Jan to Dec 2013	Jan to Dec 2014	Jan to Dec 2015	Jan to Dec 2016	Jan to Dec 2017
Employees	587	784	404	587	566
Members	14,967	16,079	14,265	15,537	14,438

Total Employment

There is a steady rate in employment compared to 2016. Annual Growth rate in employment since 2009 is 13.8% while membership annual growth rate is 11.8 %. This growth relates to cooperatives being damage or being revived after the TC Pam. Provinces from the north especially Malampa and Sanma has maintain a steady growth both in employment and membership. Focus is now on Vanuatu Cooperative Business network (VCBN) formally Vanuatu Cooperative Federation (VCF) to work with lead cooperatives to develop new initiatives and provide business opportunities for cooperatives and its members, thus providing employment opportunities.



Total of Membership

	2013	2014	2015	2016	2017
Tafea	3,237	3,259	486	885	905
Shefa	1,266	1,650	2349	3695	2,276
Malampa	4,503	4,865	5092	5739	5,428
Penama	1,654	1,964	1964	1380	1,337
Sanma	4,001	4,005	4034	3523	4,170
Torba	306	336	340	351	282
Total	14,967	16,079	14,265	15,537	14,438

Financial Strengths of Audited Consumer Cooperatives

Total turnover

Provinces	2013 (VT)	2014 (VT)	2015 (VT)	2016 (VT)	2017 (VT)
Tafea	20,366,173	24,207,125	26,167,815	61,029,666	22,142,012
Shefa	76,208,965	81,797,602	87,653,796	161,421,641	129,471,527
Malampa	279,433,346	312,301,842	317,730,187	333,312,081	331,771,805
Penama	145,646,474	87,767,932	67,700,100	57,210,406	75,007,843
Sanma	137,137,717	132,097,817	190,074,254	173,089,017	141,532,365
Torba	13,541,675	16,725,485	17,132,670	18,584,605	8,534,778
TOTALS	672,334,350	654,897,803	638,758,722	804,647,416	708,460,330

The turnover sales shown on the table above represents only the number of cooperative societies that have been audited by the officers. Note that the turnover has decrease compared to 2016. Since data was recorded from 2009 to 2017, we calculated using compound annual growth rate for 9 years and it shows that the annual growth rate in turnover from these years to now is 5.3%.

Further, it was a turnaround for most coops after TC Pam as most are still struggling to survive. Further, the number only represents the consumer coops and not the savings and loans. It is anticipated that in future the financial strength of coops will be felt.

For sure if more coops were to be audited, surely these figures will increase more. Further, the line graph below shows that there is a steady growth of coop turnover over the past 8 years. Like all other business sectors, business in Vanuatu is very competitive and involving other environmental forces including natural disasters affecting growth in businesses in Vanuatu.



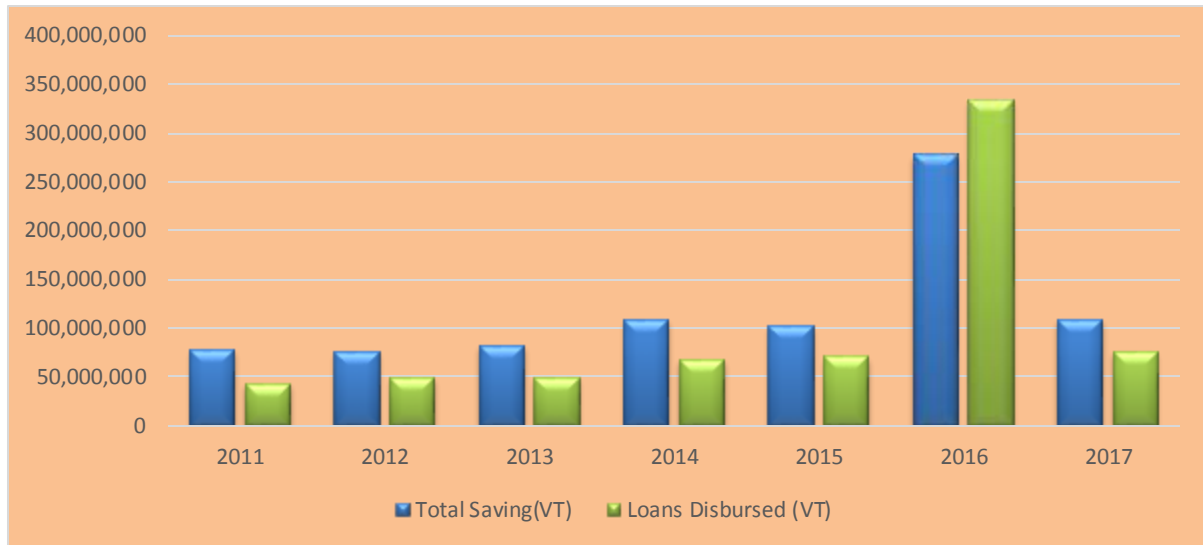
Total Dividend Shared

Provinces	2013 (VT)	2014 (VT)	2015 (VT)	2016 (VT)	2017 (VT)
Tafea	6,312,678	674,500	418,079	762, 500	127,007
Shefa	3,870,803	8,435,648	7,792,180	11,339,732	4,312,134
Malampa	10,509,384	16,924,562	17,377,034	17,064,627	14,214,050
Penama	29,114,525	6,782,847	708,194	303,569	877,292
Sanma	28,827,053	9,530,169	12,542,354	10,118,309	9,245,908
Torba	812,969	816,760	791,016	630,310	305,470
TOTALS	79,447,412	43,164,486	39,628,857	39,456,547	29,081,861

Dividend continues to drop by 16% from 2013. Even though this seems negative, advices have been given to coop societies to use low percentage of rebate in dividend to control cash flow budget for following year. Other reason being, only 62 % of Audit being carried out and cooperative businesses agreeing not to give out dividends until business fully recover.

Active Savings and Loans Cooperative Societies

	2011	2012	2013	2014	2015	2016	2017
Total Saving(VT)	78,561,385	76,154,984	82,254,799	108,347,527	102,900,711	278,160,869	109,173,192
Loans Disbursed (VT)	42,699,293	49,786,663	49,776,606	68,186,915	70,778,205	334,405,784	76,470,576



Savings has increase in the last 6 years from 2011 to 2016. There is still a steady growth of 23.5% with savings and loan disbursement as both are correlated. In 2016, there was a huge increase in both savings and loans disbursement. This is resulted from AFIC Cooperative savings and loan society savings which is becoming very popular with its instant services. In 2017, this figure drops off when Afic was delay for auditing due to its irregularities. That again shows 2017 savings increase compared to 2014-5 which was the normal growth rate.

Further, with the composition of cooperatives by sector, savings and loans accounts for 48% in Vanuatu with a significant of 80% of members are women. Promoting women in business is one core functions of the ORCBDS through the savings and loans initiative. The idea is to promote rural savings for future needs.

Total savings

Provinces	2013 (VT)	2014 (VT)	2015 (VT)	2016 (VT)	2017 (VT)
<i>Tafea</i>	33,940,643	4,031,024	217,145	1,366,495	1,481,777
<i>Shefa</i>	3,118,604	16,256,097	13,402,918	197,509,597	5,460,740
<i>Malampa</i>	22,068,086	34,399,882	40,109,612	43,516,908	51,762,969
<i>Penama</i>	7,004,330	8,673,017	6,873,198	11,077,551	14,479,049
<i>Sanma</i>	15,910,206	44,513,497	41,697,825	24,286,808	35,303,567
<i>Torba</i>	216,930	474,010	600,013	403510	68,5090
TOTALS	82,258,799	108,347,527	102,900,711	278,160,869	109,173,192

Loans disbursed to members has experience a huge increase 40.9% since 2013. This increase is from AFIC S&L in Port Vila and Luganville. Figures drops for the same reasons above. However, research is yet to be done to report the impact of this loans disbursed. Current Cooperative policy development will ensure to provide policy direction as to how to establish a national savings and loan for members to have access to credit.

Total Loans Disbursed to Members

Provinces	2013 (VT)	2014 (VT)	2015 (VT)	2016 (VT)	2017 (VT)
Tafea	17,668,691	4,621,030	34,900	623,010	1,166,560
Shefa	1,917,585	9,650,223	8,232,683	275,192,530	14,022,443
Malampa	17,085,887	22,661,909	27,766,576	34,665,363	31,034,963
Penama	4,981,640	8,797,370	12,582,323	10,676,441	16,828,600
Sanma	8,122,803	22,435,383	21,951,723	13,245,440	13,333,010
Torba	0	21,000	210,000	3,000	85,000
TOTALS	49,776,606	68,186,915	70,778,2050	334,405,784	76,470,576

Apart from consumer & marketing coops, savings & and Loan cooperative has been actively giving out dividend to its faithful members in their financial year and this can be seen below. Malampa recorded high in dividends and Penama. This shows members are saving more compared to other provinces.

Number of Audited Cooperative Societies

Total Dividends Shared from S&L only

Provinces	2013 (VT)	2014 (VT)	2015 (VT)	2016 (VT)	2017 (VT)
<i>Tafea</i>	444,359	0	0	0	6,330
<i>Shefa</i>	108,753	5,091,502	222,847	7,044,737	444,798
<i>Malampa</i>	1,387,397	1,585,070	2,382,096	2,262,960	1,911,800
<i>Penama</i>	316,127	447,207	735,607	107,529	927,650
<i>Sanma</i>	864,599	1,429,277	1,531,113	1,219,646	735,640
<i>Torba</i>	0	0	0	0	0
TOTALS	3,121,235	8,553,056	4,871,663	10,634,872	4,026,218

Province	Active Coop 2016	Audited 2017	% Audited
<i>Tafea</i>	20	10	50%
<i>Shefa</i>	100	24	24%
<i>Malampa</i>	101	89	88%
<i>Penama</i>	45	26	58%
<i>Sanma</i>	110	55	50%
<i>Torba</i>	17	8	47%
Totals	393	212	54%

2016 recorded 393 cooperatives and in 2017 we audited 212 active coops which indicated that 54% cooperatives has been audited compared to 55% in 2016. This is the audited rate of coops over the previous years. However, our target plans are yet to achieve 80% in future. In order to achieve this 80% audit, ORCBDS is currently building up its audit template in a user friendly approach for officers to use for auditing cooperative. Other reasons for these impediments are insufficient and resources constraint such as limited officers to carry out audit and timings to carry more than 80% of audits.

Total Turnover and Indirect Revenue Contribution by Cooperatives Societies

(All figures are based on the number of audits done. For 2016, based on 187 audited societies)

Year	2011	2012	2013	2014	2015	2016	2017
Total Turnover (VT)	710,365,977	774,021,309	672,334,350	763,245,330	634,358,722	804,647,416	708,460,330
Indirect Revenue (VAT)	88,795,747	96,752,664	84,041,794	81,862,225	79,294,840	89,405,268	78,717,814

The table above show the total turnover that audited coop societies have yield over the last 7 years. Further, the table also shows the indirect revenue through VAT that coop business have generate as indirect revenue to the government. Indirect revenue is determined by:

For Coop with VAT Registration, indirect revenue is calculated by $VT708,460,330/9 = 78,717,814$ vatu. This also means that part is transited through suppliers and part is paid direct to the VAT Office.

For Coop not yet Registered to VAT, we used 25% as average mark-up, so the working out cost is $VT708,460,330/1.25 = 566,768,264$. This means that the indirect revenue is $566,768,264/9 = 62,974,252$ which is transited through suppliers.

Business Training

2017-Business Trainings

Provinces	Trainings					
	2012	2013	2014	2015	2016	2017
Malampa	4	5	21	16	12	8
Penama	3	4	5	2	13	4
Samna	2	9	12	5	13	20
Shefa	3	12	3	9	9	14
Tafea	2	7	5	1	0	1
Torba	0	4	0	3	1	0
Total	14	41	46	36	48	47

In 2017, ORCBDS delivered 47 business trainings altogether compared to 48 in 2016. Funding for these trainings come from different organizations such as Red Cross, TVET, Oxfam, ADRA including funds from the department's recurrent budget.

Comprehensive Awareness

Awareness was conducted through visits to rural communities by conducting awareness and other business appraisals. This include awareness on recovery projects to rebuild damaged coops. People have been made aware of ORCBDS way forward from the National Cooperative policy

	<i>Awareness Programs</i>	<i>Details</i>
Tafea	16	Average of 39 minutes spend with clients in assisting coop book keeping records, logistics and update progress.
Shefa	77	Business advisory
Malampa	47	Conducting audit
Penama	60	154 minutes average time spend on clients carrying out coaching / mentoring
Sanma	130	Site visits to coop clients
Torba	40	Site visits to coop clients
Total	370	

Business Assisted

Province	2012	2013	2014	2015	2016	2017
Tafea	16	66	15	0	4	2
Shefa	88	134	15	6	1	37
Malampa	18	6	24	24	3	6
Penama	-	1	3	3	5	4
Sanma	30	21	24	30	5	15
Torba	2	2	1	0	0	0
Total	156	230	82	63	22	64

ORCBDS have assisted private businesses in areas such as business plan/cash flow projections/business advisory/book keeping checks/loan applications etc. The office is currently working to ensure MSMEs bills is gazetted in parliament. This should help promote small business in informal sector

Support woman in business

Establishing women in business has been one of ORCBDS 2016 Work plan. Fortunately, reports from provinces indicated that 517 women were assisted by ORCBDS through business advices and trainings enhance their confidence to get into business and that contributes to 153 employments for women.

Clients Visits & Call Reports

Provinces	2017		Total
	Off site	In site	
Tafea	16	10	26
Shefa	77	615	692
Malampa	47	82	129
Penama	60	60	120
Sanma	130	918	1,048
Torba	40	47	87
Total	370	1,732	2,102

These figures represent client visits done by officers where clients either come to the office (In site) or officers go to their businesses (off sites)

Direct Revenue

2011	2012	2013	2014	2015	2016	2017
2,876,770 VT	2,643,015	2,873,280 VT	2,627,245 VT	2,514,430 VT	2,674,140 VT	2,340,350 VT

The above table provides some indication on the various activities that the office operates to generate direct revenue. Within the 7 years, our annual growth rate in revenue was 12.3% growth. Our Compliance strengthening program for 2016 -2017 is to advice small business including cooperatives for VAT registration. In future, we will report direct VAT revenue with coops registered in VAT in this table which will show a significant rise.

	Audit Fee (VT)	Business Plans (VT)	Admin (VT)	Training (VT)	Total VT)
<i>Tafea</i>	0	0	170,070	0	170,070
<i>Shefa</i>	151,000	15,000	48,950	137,500	354,450
<i>Malampa</i>	620,000	1,500	82,850	0	704,350
<i>Penama</i>	190,000	0	67,870	34,500	292,370
<i>Sanma</i>	484,500	15,000	161,850	41,500	705,250
<i>Torba</i>	0	0	113,930	0	113,930
TOTAL	1,445,500	31,500	645,520	213,500	2,340,420

Total Expenditure January - December 2017

Cost Centre	Expenditure	Budget Allocation	Variance
Head Quarters	32,663,366	31,757,393	-905,973
Payroll	13,798,015	17,004,268	3,206,253

Overheads	18,865,351	14,753,125	-4,112,226
Training	9,257,808	15,040,008	5,782,200
Payroll	6,432,669	10,952,928	4,520,259
Overheads	2,825,139	4,087,080	1,261,941
Malampa	4,669,356	4,844,589	175,233
Payroll	3,799,380	3,795,569	-3,811
Overheads	869,976	1,049,020	179,044
Tafea	4,624,203	4,862,349	238,146
Payroll	3,792,503	3,682,349	-110,154
Overheads	831,700	1,180,000	348,300
Sanma	4,132,119	5,370,031	1,237,912
Payroll	3,171,039	4,272,269	1,101,230
Overheads	961,080	1,097,762	136,682
Shefa	6,607,340	5,540,367	-1,066,973
Payroll	6,488,655	4,322,189	-2,166,466
Overheads	118,685	1,218,178	1,099,493
Torba	4,535,870	4,937,229	401,359
Payroll	3,667,079	3,937,229	270,150
Overheads	868,791	1,000,000	131,209
Penama	3,082,114	4,006,189	924,075
Payroll	1,951,909	2,707,776	755,867
Overheads	1,130,205	1,298,413	168,208
TOTAL DEPARTMENT	69,572,176	76,358,155	6,785,979
PAYROLL	43,101,249	50,674,577	7,573,328

The table above shows the summary for budget breakdown incurred in 2017. In detail, data shows that subsistence allowance recorded high followed by local travel and vehicle repair etc... The office of Registrar ensures that these expenditures will be managed well in 2018 through PSC vehicle control systems and procedures to ensure there are proper controls on expenditures.

Reviving Tertiary and Secondary Cooperatives

As part of 2015 to 2017 priorities, ORCBDS has pledge itself to revive Vanuatu Cooperative Federation (VCF) as a tertiary cooperative and Secondary cooperatives which include Tafea Cooperatives Association. We believed that in doing so, it will give rise to primary cooperatives through its network of market linkage from rural to urban centres. As part in policy direction, Vanuatu Cooperative Business Network has been establish with its council. The council has been appointed by Deputy Prime Minister. The

council's duty is to ensure VCBN will achieve its mission as to empower cooperative enterprises to grow stronger.

Cooperative Projects

SPC (Shipping component)

In 2016, ORCBDS secured projects from SPC with Kfw funding for the supply of solar freezers and eskies to well establish cooperatives around Vanuatu. The department works collaboratively with Vanuatu Fisheries Department to ensure the delivery of equipment's which in walk-in cold room and display cabinet for main urban centres. The Project is currently on going and all delivery should be complete by March 2018.

Cyclone Pam Recovery (DFAT)

The reconstruction of damaged cooperatives to be funded by DFAT, Australian Government. The recovery include reconstruction of damaged building with total cost of 20,000,000 VT. Thank you to Vanuatu government for realising the needs in Cooperative sector. The reconstruction of damaged coops is currently on-going and should end in June 2018

Development of ORCBDS Management Information System (MIS)

Our JICA Volunteer, MR. Honjo Sadao has already done a tremendous work on our MIS which include Cooperatives database, Training database, and Compliances database. This should help with access of information which supports the Right to Information Act for the public. Current JICA volunteer contract ends this march and ORCBDS is looking forward for a successor to continue the designing the IMS until Dec 2018.

Cooperative Picture Highlights for 2017



Director Ridley and Director Sewen posing with ICA-AP Regional Director Mr. Mr. Balasubramanian ('Balu') Iyer



Cooperative Senior Officers with VCBN Council and Deputy Prime Minister and Acting DG at AGM



Potato Sales with ORCBDS and MALFFB Team



Director Tony Sewen, Chairman of VCBN in his presentation



Hon. Minister Matai releases tilapia to fish pond - Maspest Coop



Our Rural Business Training in progress

"Empowering Co-operative Enterprise - Growing Strong Together"